
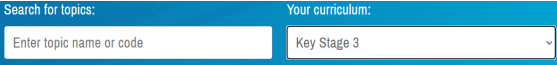



CORE Subjects	Lesson and Resources	Notes / Extension Task
ENGLISH	<p>Lesson 15 Power Dynamic.pptx Go through the lesson and complete each task using the resources provided in the powerpoint. A copy of The Crucible can be located here: Full copy of The Crucible.pdf</p> <p>Lesson 16 Justice.pptx</p> <p>Lesson 17 Reverend Hale.pptx</p> <p>Lesson 18 Tension in Act Four.pptx</p> <p>Lesson 19 The Ending.pptx</p> <p>Home - United Curriculum (unitedlearning.org.uk) – Lesson 3 – The Crucible. Y9 Watch the video provided for An Inspector Calls lesson 8 and complete all activities at the pause points.</p> <p>Home - United Curriculum (unitedlearning.org.uk) – Lesson 12 – The Crucible. Y9 Watch the video provided for An Inspector Calls lesson 8 and complete all activities at the pause points.</p>	

CORE Subjects	Lesson and Resources	Notes / Extension Task				
<p style="text-align: center;">MATHS</p>	<p><u>Lesson 1</u> Converting F/D/P Sparx: M958, M264, M553 Complete the questions at all levels</p>	<p><u>Notes:</u> Where relevant, find the Sparx Task by clicking on Independent Learning:</p> <div data-bbox="1265 336 1364 419" style="border: 1px solid black; padding: 2px; text-align: center; width: fit-content; margin: 5px auto;"> Independent Learning </div> <p>And then search for the relevant task in the Search bar:</p> <div data-bbox="1265 464 1818 528" style="border: 1px solid black; padding: 2px; margin: 5px auto;"> <table style="width: 100%; border-collapse: collapse;"> <tr> <td style="border-bottom: 1px solid black; padding: 2px;">Search for topics:</td> <td style="border-bottom: 1px solid black; padding: 2px;">Your curriculum:</td> </tr> <tr> <td style="border-bottom: 1px solid black; padding: 2px;">Enter topic name or code</td> <td style="border-bottom: 1px solid black; padding: 2px;">Key Stage 3</td> </tr> </table> </div> <p>Use the videos for support as you answer the questions.</p> <p><u>Extension Tasks:</u> Complete all Compulsory, Target and XP Boost tasks at 100%</p>	Search for topics:	Your curriculum:	Enter topic name or code	Key Stage 3
	Search for topics:		Your curriculum:			
	Enter topic name or code		Key Stage 3			
<p><u>Lesson 2</u> Follow this link and answer the questions. Use the video at the top to help you Click the tick at the bottom to check your answers. Mixed F/D/P Practice</p>						
<p><u>Lesson 3</u> Algebraic notation Sparx: M813, M830 Complete the questions at all levels When finished, follow this link and answer the questions. Click the tick at the bottom to check your answers. Algebraic notation</p>						

CORE Subjects	Lesson and Resources	Notes / Extension Task
<p>MATHS</p>	<p><u>Lesson 4</u> Simplifying expressions Sparx: M795, M531, M949 Complete the questions at all levels</p>	<p><u>Notes:</u> Where relevant, find the Sparx Task by clicking on Independent Learning:</p> 
	<p><u>Lesson 5</u> Simplifying expressions Follow this link and answer the questions. Click the tick at the bottom to check your answers. Simplifying expressions</p>	<p>And then search for the relevant task in the Search bar:</p>  <p>Use the videos for support as you answer the questions.</p>
	<p><u>Lesson 6</u> Algebraic fractions Sparx: M568 Complete the questions at all levels. When finished, follow this link and answer the questions. Click the tick at the bottom to check your answers. Algebraic fractions</p>	<p><u>Extension Tasks:</u> Complete all Compulsory, Target and XP Boost tasks at 100%</p>
	<p><u>Lesson 7</u> Algebraic fractions Sparx: M754, M336 Complete the questions at all levels. When finished, follow this link and answer the questions. Click the tick at the bottom to check your answers. Algebraic fractions</p>	

CORE Subjects	Lesson and Resources	Notes / Extension Task
SCIENCE	<p>Lesson 1 – Simple machines - https://continuityoak.org.uk/Lessons?r=1383</p> <p>Lesson 2 – Elastic objects - https://continuityoak.org.uk/Lessons?r=1384</p> <p>Lesson 3 – Hookes law - https://continuityoak.org.uk/Lessons?r=1385</p> <p>Lesson 4 –Hookes law - https://continuityoak.org.uk/Lessons?r=1386</p> <p>Lesson 5 – Synoptic exam (see/email class teacher for paper)</p>	

Foundation Subject	Lesson and Resources	Notes / Extension Task
ART	<p>In colour copy an Okeeffe flower or leaf painting</p> 	
DRAMA	<p>Imagine next year's year 9 are studying persuasion and adverts. What 6 pieces of advice could you give someone about to create an advert? Present your advice in the style of a poster/fact sheet.</p>	

Foundation Subject	Lesson and Resources	Notes / Extension Task
FRENCH	<p>Here are the topics that we are studying this term:</p> <p>Relationships with family and friends</p> <p>Character descriptions and relationships Free time activities in the future and past A good friend My ideal partner When you were younger</p> <p>Revise these topics here on BBC Bitesize:</p> <p>Myself, my family, my relationships</p>	<p>Notes:</p> <ol style="list-style-type: none">1. Watch the video on Bitesize and complete the activities.2. Make a note of any new words in French and English3. Then go to VocabSlam and revise the vocabulary set.4. Write a short paragraph (50 words) about the topic. Use opinions, past tense and future tense. Revise writing it out from memory – ask someone at home to test you if possible! <p>Homework / Extension tasks:</p> <ol style="list-style-type: none">1. Active Learn. Go to https://www.pearsonactivelearn.com/app/Home Your username is your Regis School email. Your password is Tr5Reset23 Complete set tasks.

Foundation Subject	Lesson and Resources	Notes / Extension Task
GEOGRAPHY	<p>Follow the links below to watch and complete the Oak National lessons. Ensure you are in a suitable environment to work where you can listen to the teacher recording of the lesson. You will pause and complete all activities and record your work on the worksheet uploaded or in a notebook or on paper.</p> <p>Only complete the amount of lessons you would have missed had you have been in school.</p> <p>Website: https://continuityoak.org.uk/Lessons</p> <p><u>Autumn Term 1: Life in an Emerging Country</u> Go to- Geography- Year 8- Unit 3- Life in an Emerging Country</p> <p><i>Week beginning 14/10</i> L9- What are the opportunities in Mumbai? L10- What are the challenges in Mumbai?</p>	<p>If you have finished all the tasks in the lesson and resources section and wish to continue some more geography work log on to Seneca using your school account.</p> <p>Search for KS3 Geography and work your way through the learning and quizzes for the topic you are currently learning.</p>
HISTORY	<p>Lesson 4</p> <p>Lesson 5</p> <p>Lesson 6</p>	<p>All lessons can be found at the link below:</p> <p>https://www.thenational.academy/pupils/programmes/history-secondary-year-9/units/womens-suffrage-what-do-sources-tell-us-about-womens-struggle-for-equality/lessons</p> <p>You will need headphones to listen to the lesson, lined paper and a pen to complete the lesson.</p>
MUSIC		

Foundation Subject	Lesson and Resources	Notes / Extension Task
RELIGIOUS STUDIES		
SPANISH	<p>Here are the topics that we are studying this term:</p> <p>The World around us</p> <ul style="list-style-type: none"> - Food and Meals - World Cuisine - Celebrations / Festivals <p>Revise these topics here on BBC Bitesize:</p>	<p>Notes:</p> <ol style="list-style-type: none"> 1. Watch the video on Bitesize and complete the activities. 2. Make a note of any new words in Spanish and English 3. Then go to VocabSlam and revise the vocabulary set. 4. Write a short paragraph (50 words) about the topic. Use opinions, past tense and future tense. Revise writing it out from memory – ask someone at home to test you if possible! <p>Homework / Extension tasks:</p> <ol style="list-style-type: none"> 1. Active Learn. Go to https://www.pearsonactivelearn.com/app/Home Your username is your Regis School email. Your password is Tr5Reset22 Complete set tasks.